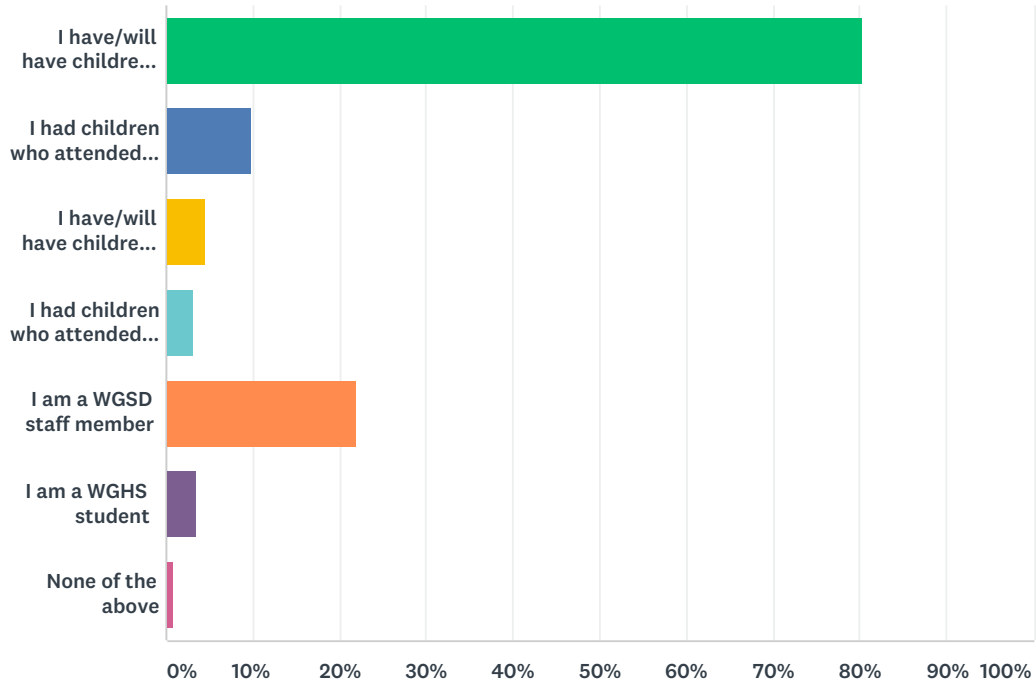


## Q1 Check all that describe you.

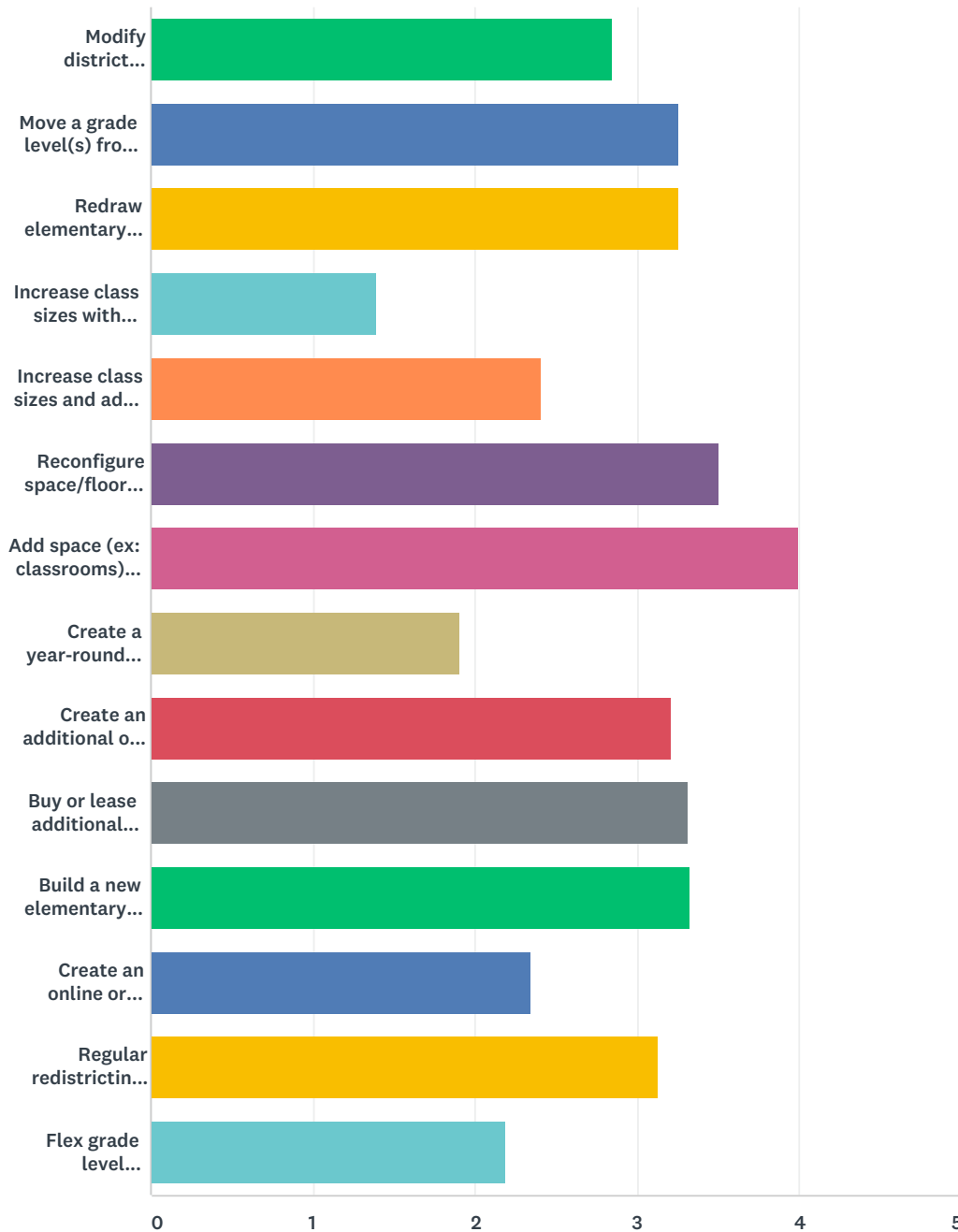
Answered: 662 Skipped: 0



ANSWER CHOICES	RESPONSES	
I have/will have children attending district schools	80.36%	532
I had children who attended district schools	9.82%	65
I have/will have children attending private schools	4.53%	30
I had children who attended private schools	3.17%	21
I am a WGSD staff member	21.90%	145
I am a WGHS student	3.47%	23
None of the above	0.76%	5
Total Respondents: 662		

Q2 Enrollment Options-Please rate the following items from 1 (Strongly Disagree) to 5 (Strongly Agree). If you're indifferent regarding an item, please select 3.

Answered: 659 Skipped: 3



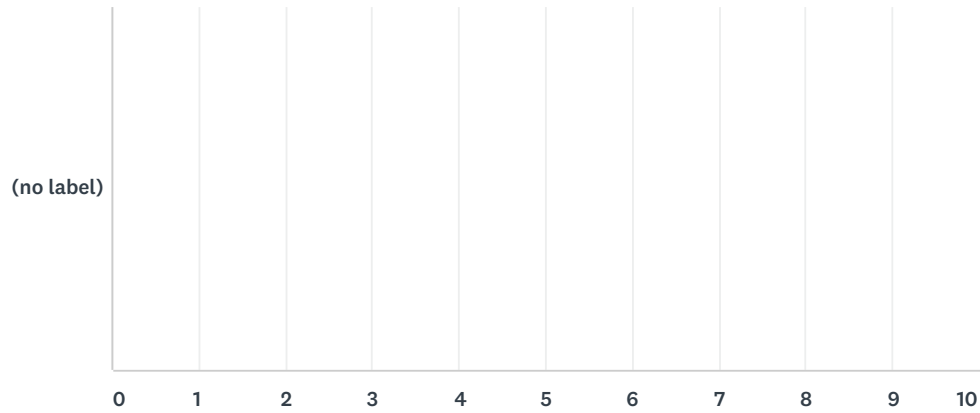
	STRONGLY DISAGREE1	2	3	4	STRONGLY AGREE5	TOTAL	WEIGHTED AVERAGE
--	--------------------	---	---	---	-----------------	-------	------------------

## Safety and Space Survey

Modify district policies and practices such as students transferring from one elementary school to another, non-resident staff's children attending and children residing in St. Louis City transferring to district schools (VICC program)	19.20% 125	15.36% 100	38.40% 250	15.98% 104	11.06% 72	651	2.84
Move a grade level(s) from one building to another (modify current K-5, 6, 7-8, 9-12 structure)	14.44% 94	13.36% 87	25.96% 169	25.04% 163	21.20% 138	651	3.25
Redraw elementary "boundary lines" (redistrict)	12.69% 83	11.16% 73	31.96% 209	27.06% 177	17.13% 112	654	3.25
Increase class sizes with current instructional staff	74.70% 490	16.46% 108	5.34% 35	2.29% 15	1.22% 8	656	1.39
Increase class sizes and add instructional staff	35.82% 235	24.24% 159	13.41% 88	16.46% 108	10.06% 66	656	2.41
Reconfigure space/floor plan within schools	3.21% 21	9.62% 63	34.50% 226	39.39% 258	13.28% 87	655	3.50
Add space (ex: classrooms) onto schools	2.30% 15	3.53% 23	18.59% 121	43.47% 283	32.10% 209	651	4.00
Create a year-round school calendar in which attendance at school rotates among at least some groups of students	57.99% 381	12.79% 84	15.68% 103	8.68% 57	4.87% 32	657	1.90
Create an additional or expanded school choice option (currently Givens has a capacity of 132 students)	10.55% 69	10.70% 70	37.77% 247	29.05% 190	11.93% 78	654	3.21
Buy or lease additional space for programmatic or other school use	8.28% 54	9.82% 64	35.89% 234	33.28% 217	12.73% 83	652	3.32
Build a new elementary school	12.73% 83	11.04% 72	25.00% 163	32.67% 213	18.56% 121	652	3.33
Create an online or distance learning program	34.76% 227	22.36% 146	23.28% 152	13.32% 87	6.28% 41	653	2.34
Regular redistricting or flexible redistricting zones as space needs change	12.06% 79	16.79% 110	28.24% 185	31.76% 208	11.15% 73	655	3.13
Flex grade level configurations in schools where needed and if able (ex: 3rd and 4th graders in same classroom)	41.25% 271	21.77% 143	17.50% 115	15.68% 103	3.81% 25	657	2.19

### Q3 Should the district prioritize removing (not adding) modular classrooms at schools?

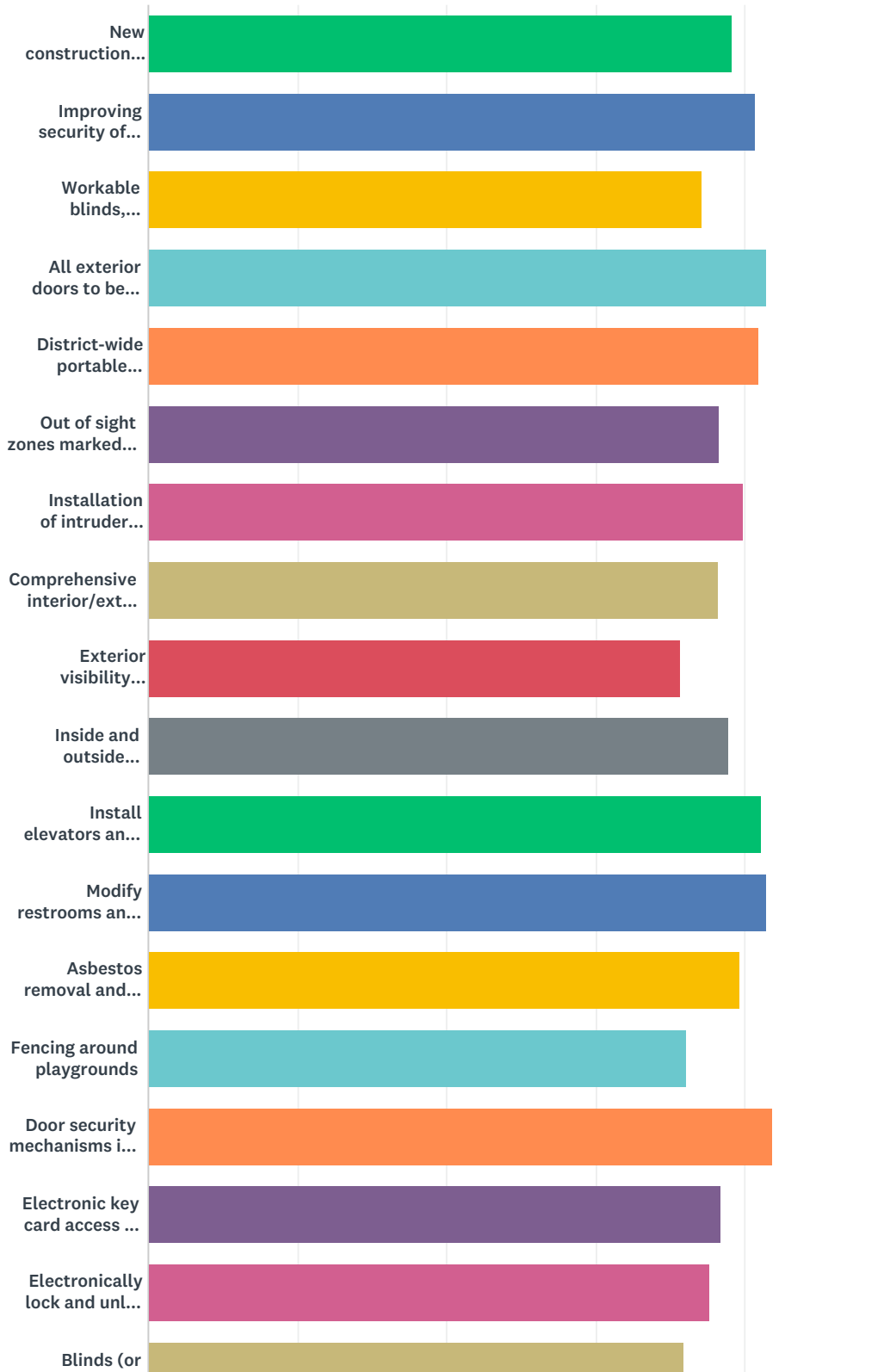
Answered: 643 Skipped: 19



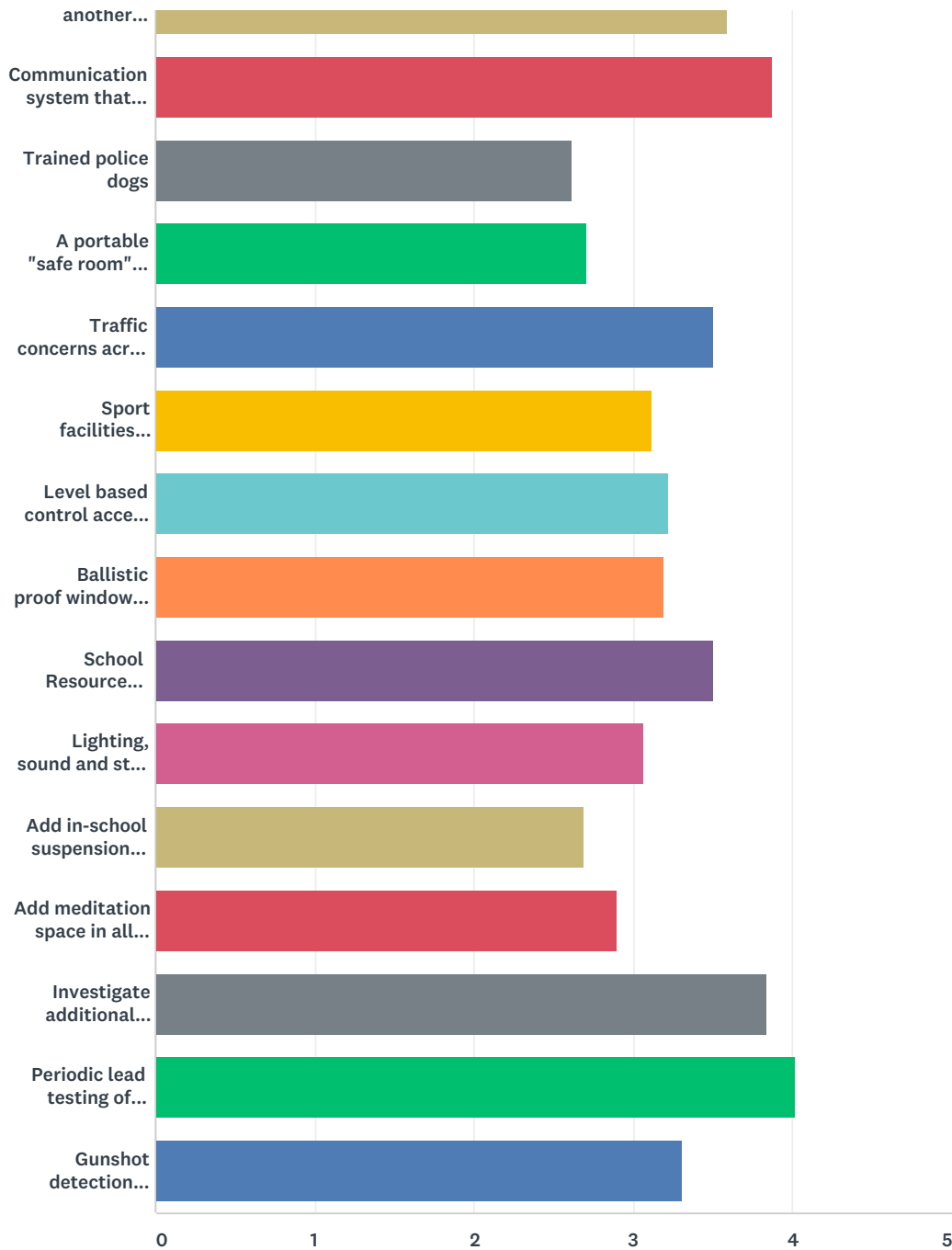
	YES	NO	TOTAL	WEIGHTED AVERAGE
(no label)	49.14% 316	50.86% 327	643	0.00

Q4 Priorities - Please rate the following items from 1 (Strongly Disagree) to 5 (Strongly Agree). If you're indifferent regarding an item, please select 3.

Answered: 661 Skipped: 1



## Safety and Space Survey



	STRONGLY DISAGREE 1	2	3	4	STRONGLY AGREE 5	TOTAL	WEIGHTED AVERAGE
New construction of single point entries and secure vestibules (electronic entries, cameras and service window)	3.82% 25	9.31% 61	18.17% 119	29.62% 194	39.08% 256	655	3.91
Improving security of interior doors (exs: interior locks and glass mitigation)	1.98% 13	6.38% 42	16.41% 108	33.13% 218	42.10% 277	658	4.07
Workable blinds, reflective tape or tint on all ground level exterior windows	3.98% 26	8.58% 56	28.33% 185	31.09% 203	28.02% 183	653	3.71
All exterior doors to be electronically alarmed and include a notification system for monitoring	2.28% 15	4.40% 29	14.72% 97	34.60% 228	44.01% 290	659	4.14

## Safety and Space Survey

District-wide portable communication system (radios and repeaters)	1.37% 9	3.35% 22	19.63% 129	35.92% 236	39.73% 261	657	4.09
Out of sight zones marked in classrooms with phones relocated there	3.05% 20	5.64% 37	28.81% 189	30.03% 197	32.47% 213	656	3.83
Installation of intruder alert/alarms in key locations throughout the building (ex: Blue Point Alert System)	2.44% 16	4.42% 29	21.95% 144	34.15% 224	37.04% 243	656	3.99
Comprehensive interior/exterior camera coverage with live remote view in office and police department	4.87% 32	8.37% 55	20.24% 133	33.03% 217	33.49% 220	657	3.82
Exterior visibility improvements-exterior lighting and trim/remove exterior visual obstructions (trees and shrubs)	5.47% 36	13.37% 88	27.20% 179	27.05% 178	26.90% 177	658	3.57
Inside and outside numbering of all classrooms and offices	1.98% 13	6.38% 42	26.60% 175	30.70% 202	34.35% 226	658	3.89
Install elevators and ramps - Americans with Disabilities Act (ADA)	1.38% 9	3.52% 23	21.87% 143	28.90% 189	44.34% 290	654	4.11
Modify restrooms and other areas - Americans with Disabilities Act (ADA)	1.37% 9	2.89% 19	20.82% 137	30.40% 200	44.53% 293	658	4.14
Asbestos removal and abatement	3.51% 23	5.03% 33	24.24% 159	26.68% 175	40.55% 266	656	3.96
Fencing around playgrounds	6.12% 40	11.31% 74	26.45% 173	27.52% 180	28.59% 187	654	3.61
Door security mechanisms in the event of an intruder (ex: wedge that inhibits opening the door)	1.83% 12	3.50% 23	15.53% 102	32.88% 216	46.27% 304	657	4.18
Electronic key card access on all exterior doors	3.35% 22	6.70% 44	27.70% 182	26.64% 175	35.62% 234	657	3.84
Electronically lock and unlock doors from a central point	2.62% 17	6.78% 44	30.82% 200	30.51% 198	29.28% 190	649	3.77
Blinds (or another covering) mounted on the interior side of doors	4.43% 29	7.34% 48	36.09% 236	29.20% 191	22.94% 150	654	3.59
Communication system that allows for more efficient messages from the district	3.36% 22	5.81% 38	26.45% 173	28.75% 188	35.63% 233	654	3.87
Trained police dogs	22.26% 146	21.65% 142	37.04% 243	10.67% 70	8.38% 55	656	2.61
A portable "safe room" unit for each room	20.77% 135	19.08% 124	38.92% 253	11.23% 73	10.00% 65	650	2.71
Traffic concerns across schools	4.60% 30	9.51% 62	39.42% 257	23.77% 155	22.70% 148	652	3.50
Sport facilities (Moss Field, etc.)	12.25% 80	13.32% 87	41.35% 270	16.69% 109	16.39% 107	653	3.12
Level based control access or similar program/platform access that creates audits and badging for building access	4.21% 27	8.89% 57	55.85% 358	22.78% 146	8.27% 53	641	3.22
Ballistic proof window film	10.43% 68	14.57% 95	37.42% 244	21.01% 137	16.56% 108	652	3.19
School Resource Officers (SRO - WGPD) at all locations	8.90% 58	12.27% 80	25.00% 163	27.76% 181	26.07% 170	652	3.50
Lighting, sound and stage rigging in Knight Auditorium at WGHS	11.25% 73	13.56% 88	44.68% 290	18.34% 119	12.17% 79	649	3.07

## Safety and Space Survey

Add in-school suspension space in all schools	19.82% 129	18.13% 118	42.09% 274	13.36% 87	6.61% 43	651	2.69
Add meditation space in all schools	20.09% 131	16.72% 109	29.91% 195	19.79% 129	13.50% 88	652	2.90
Investigate additional safety measures for modular classrooms	3.99% 26	4.45% 29	23.93% 156	38.96% 254	28.68% 187	652	3.84
Periodic lead testing of water	3.04% 20	4.71% 31	17.63% 116	36.93% 243	37.69% 248	658	4.02
Gunshot detection system	8.31% 54	11.69% 76	40.77% 265	19.38% 126	19.85% 129	650	3.31



Q5 Please share any additional related thoughts or feelings you have:

Answered: 143 Skipped: 519