

Walter Ambrose Family Center

Board of Education Report – June 26, 2017




Marty Baker – Director

Lauren Forsyth – EC Curriculum Coordinator

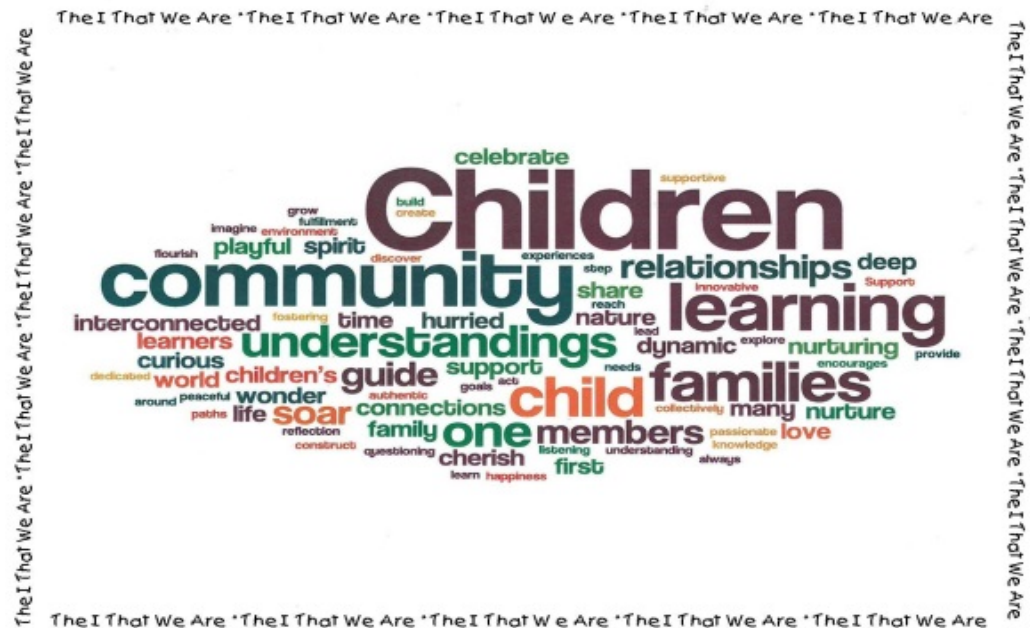
Laura Iannazzo – Family & Community Engagement Coordinator

Brittany Koke – Adventure Club Coordinator



<https://animoto.com/play/rpuwYr1AioGawBHsWSq74w>

CHILDREN THEIR WORLD TRANSFORMING



Children first.

Children are curious and playful by nature.

Children's understandings cannot be hurried.

Children guide our learning.

Children show and share their understandings in many ways.

Children need deep human connections.



Family and Community Engagement

Webster Groves School District

2016-2017 Families Served

- * 314 Families Served
- * 425 Children Served
- * 776 Family Visits
 - * 527 visits were with children prenatal to three years old
 - * 249 visits were with children three years old to kindergarten entry.

2016-2017 Screenings

- * 300 children screened using the Ages & Stages Questionnaire, Health, Hearing, and Vision
- * 85 children indicated a delay on one or more screenings
- * 51 Referrals to Special School District
- * 45 Qualified in one or more areas and are receiving Special Education Services

2016-2017 Demographics

- * 43 Minority families served
- * 32 Low income families
- * 128 Families meet one of DESE High Need Characteristics
- * 29 Families meet two of the DESE High Need Characteristics
- * 16 Families meet three or more of the DESE High Need Characteristics

2016-2017 Current Service Model

- * Every family that contacts the program receives a welcome appointment.
- * After the welcome appointment service is determined based on needs identified.
- * Service looks different for all families and is goal centered.
- * All families are invited to participate in monthly parent learnings, and parent cafes that are held multiple times per month.

Connection to the Community

- * All FaCE staff serve on the Equity in Education committee.
- * Partner with Webster - Rock Hill ministries and other local non for profits to support families. MV4
- * Support families through the Special School District referral process.
- * Connect families with each other.
- * Support area preschools.

Volgh:

MV4#


ZJ#Urfn#Kl

Mrkq#Vlpsvrq/#92542534:


Future Growth of the Program

- * Currently serving at capacity
- * Need to hire one more parent educator at thirty hours a week for a nine month period of time
- * Cost of training a new Parent Educator is \$1500.
- * Additional salary will partly be covered in increase in state billing for additional services.

One family.....



Ambrose Preschool



Sharing Ambrose Innovations

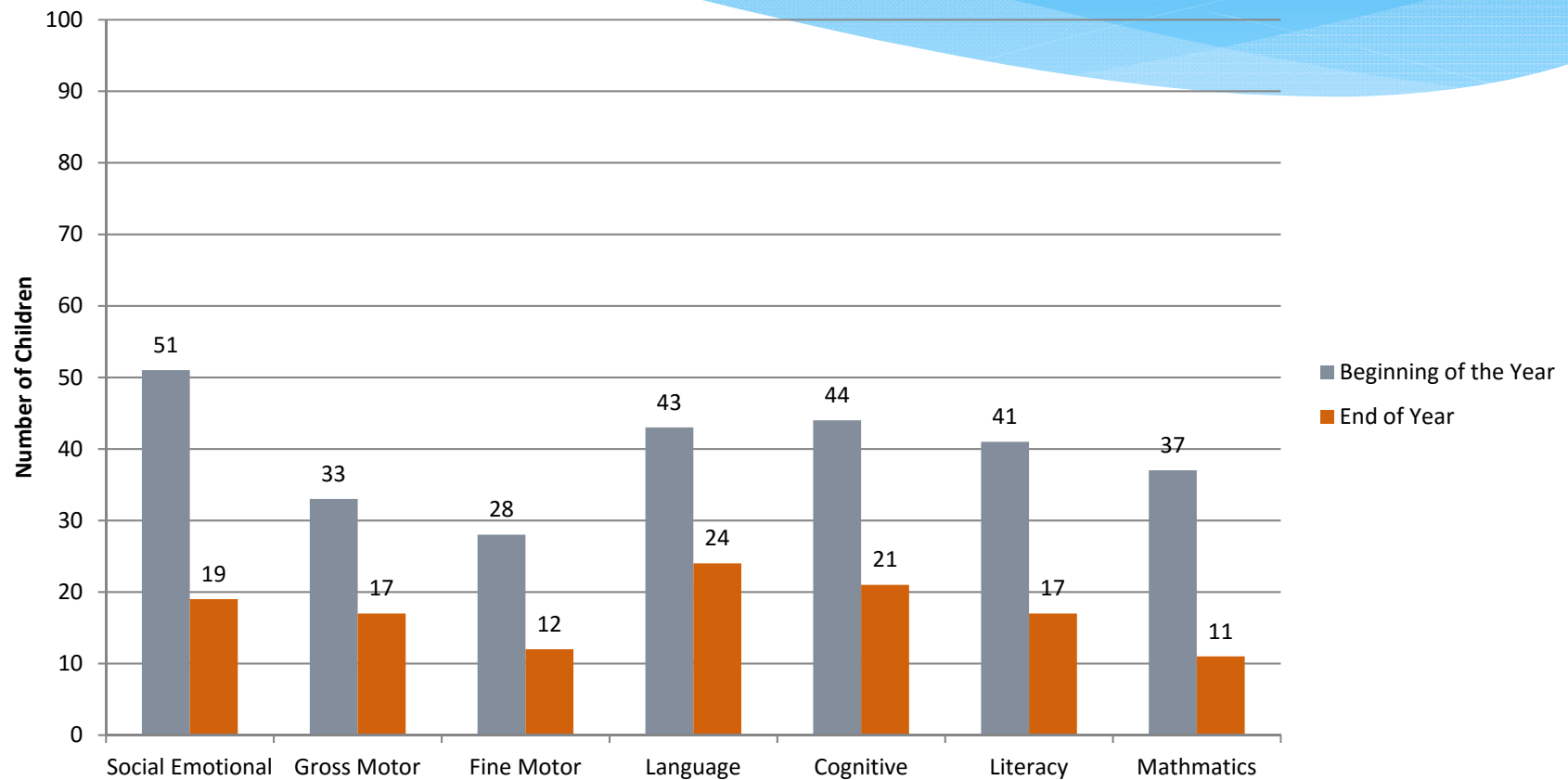


But Do Children Make Progress?



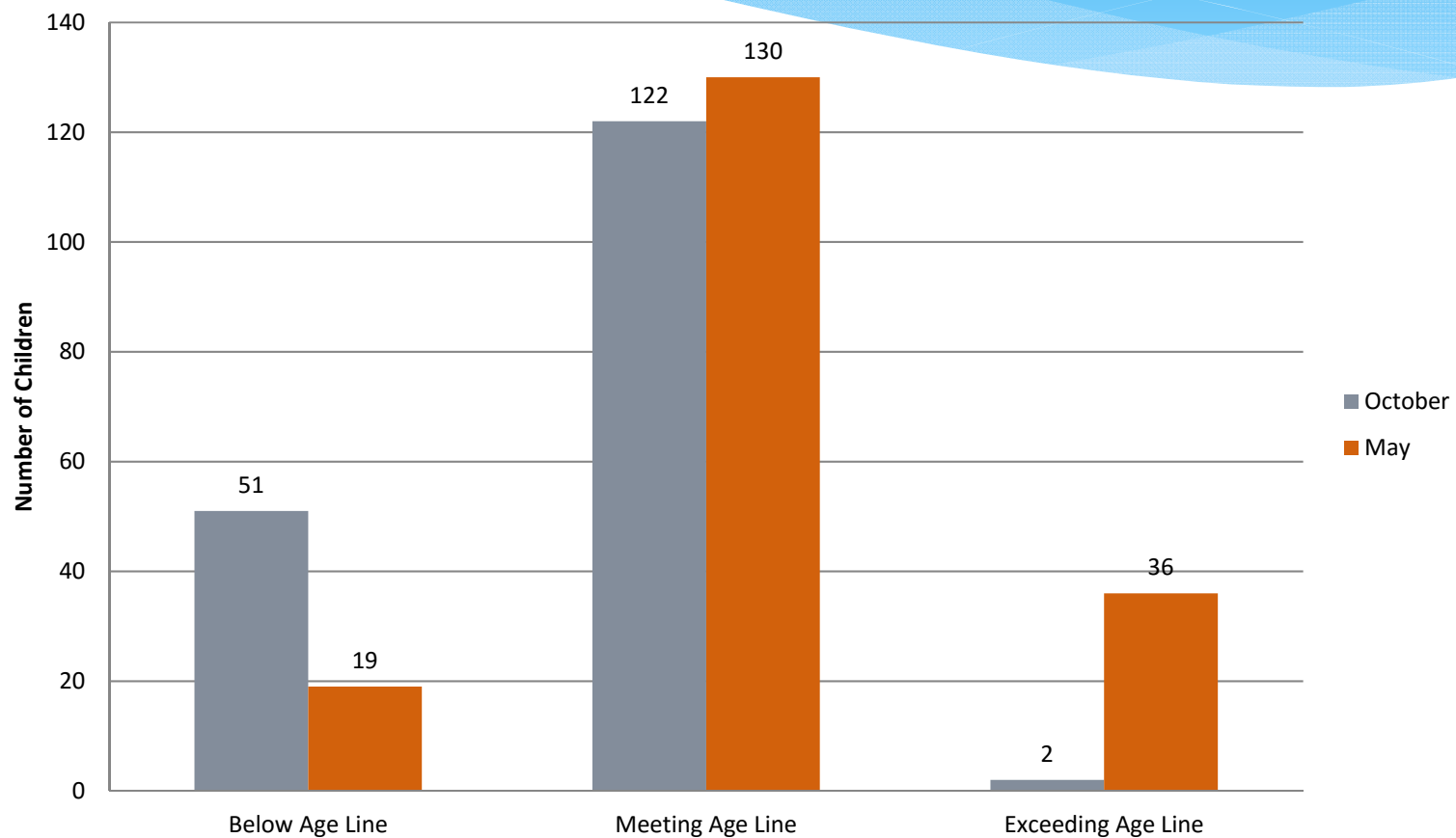
Child Outcomes Teaching Strategies GOLD

Children Below Research Based Age Line



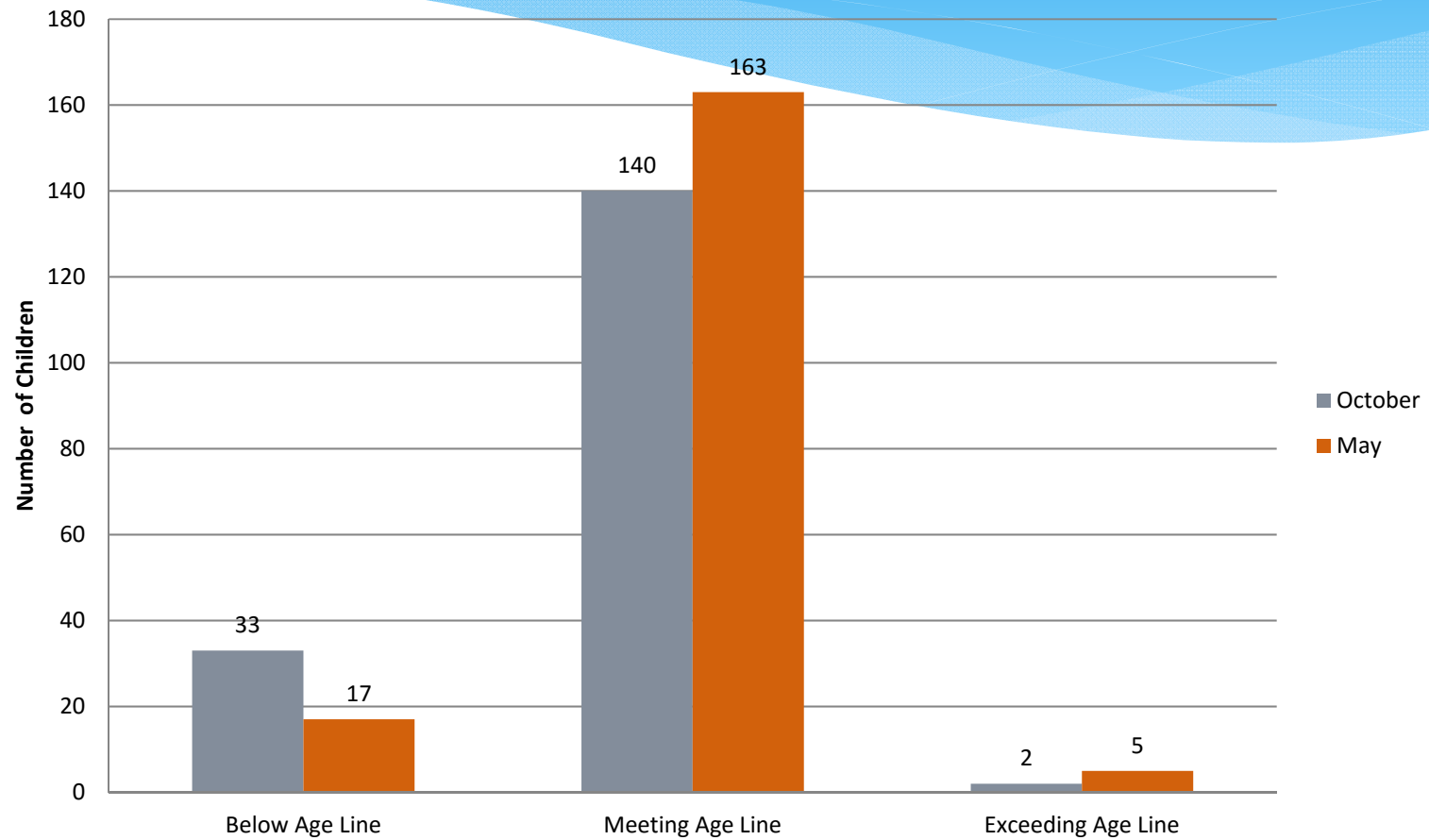
Social Emotional

Social Emotional

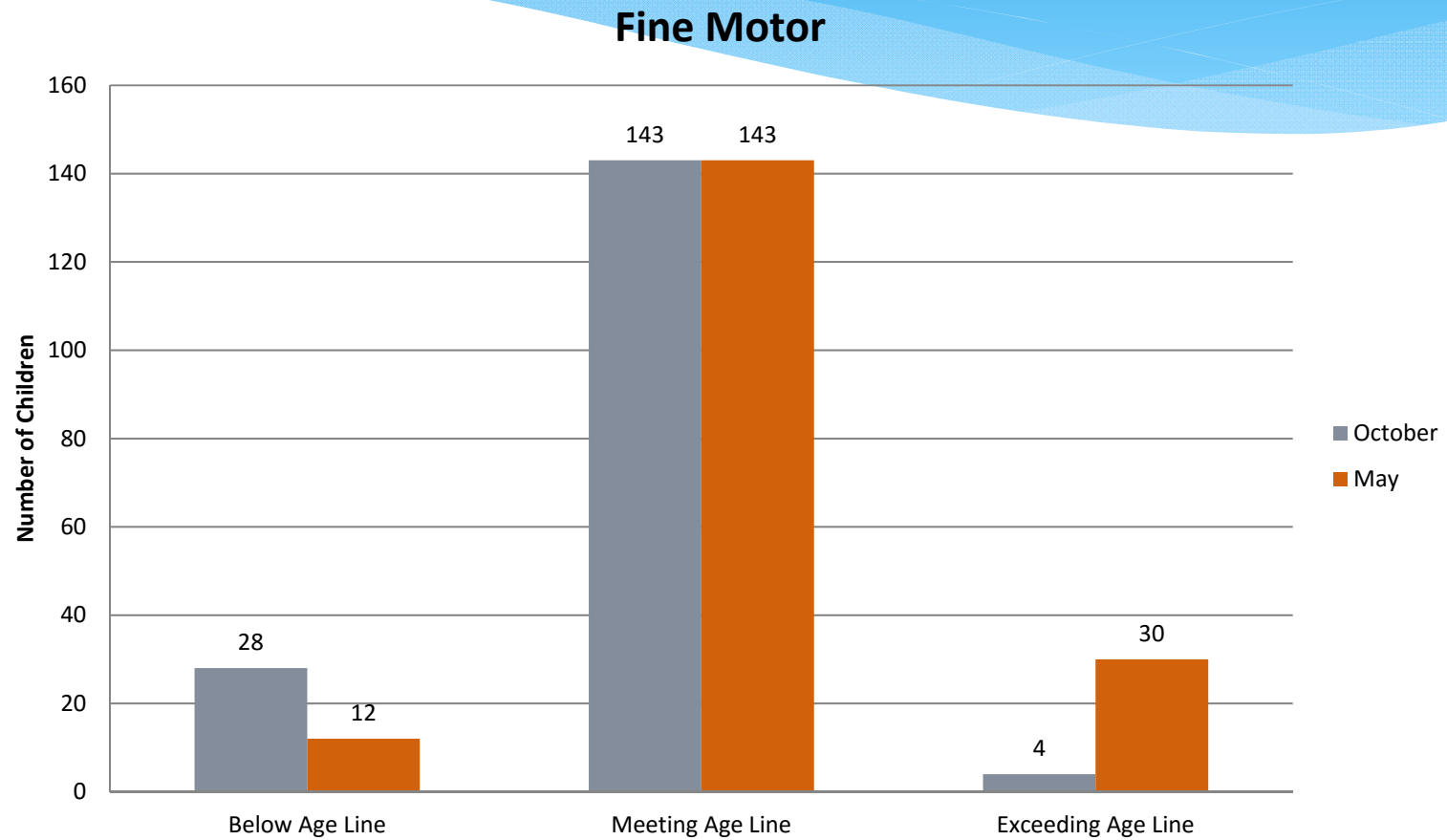


Gross Motor

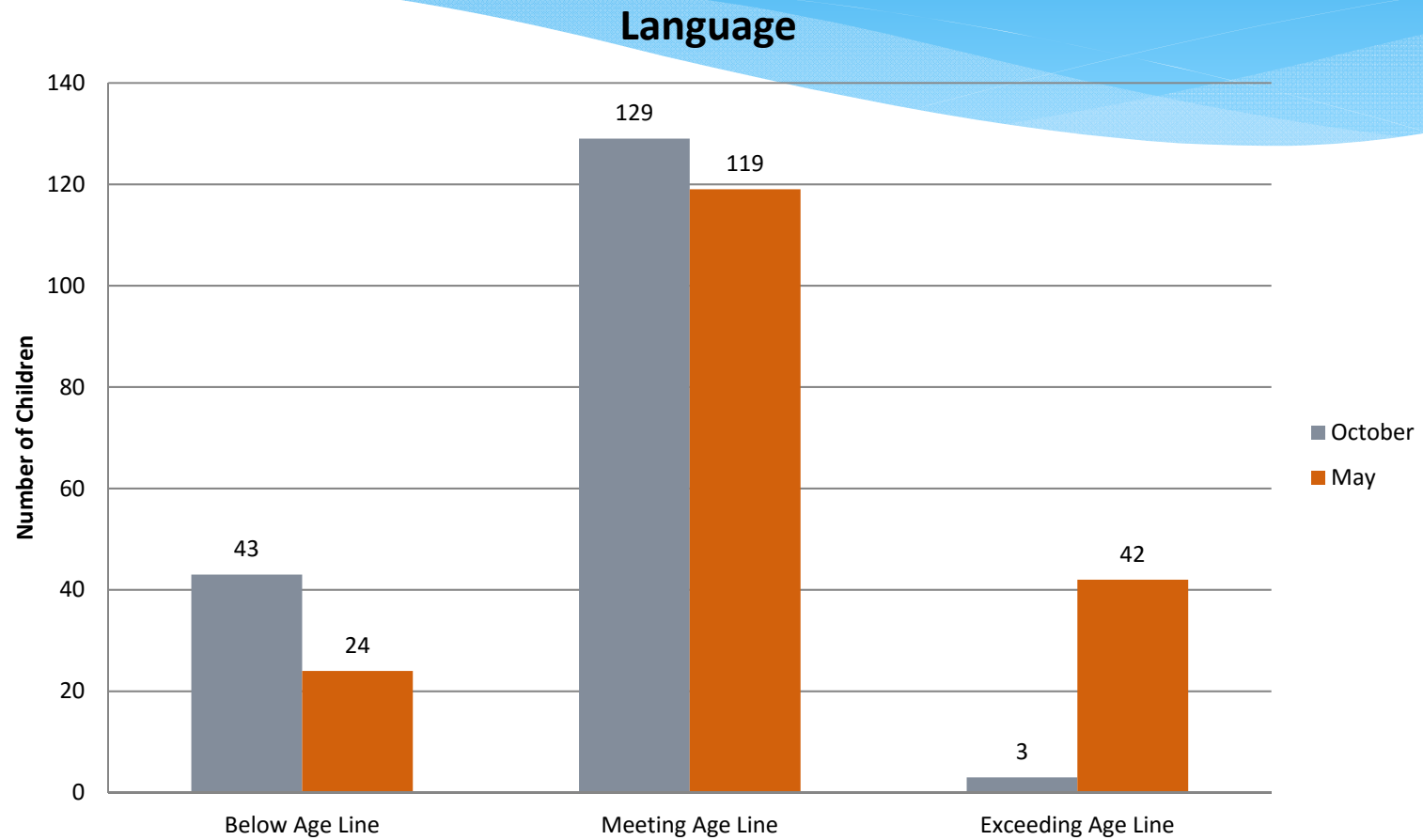
Gross Motor



Fine Motor

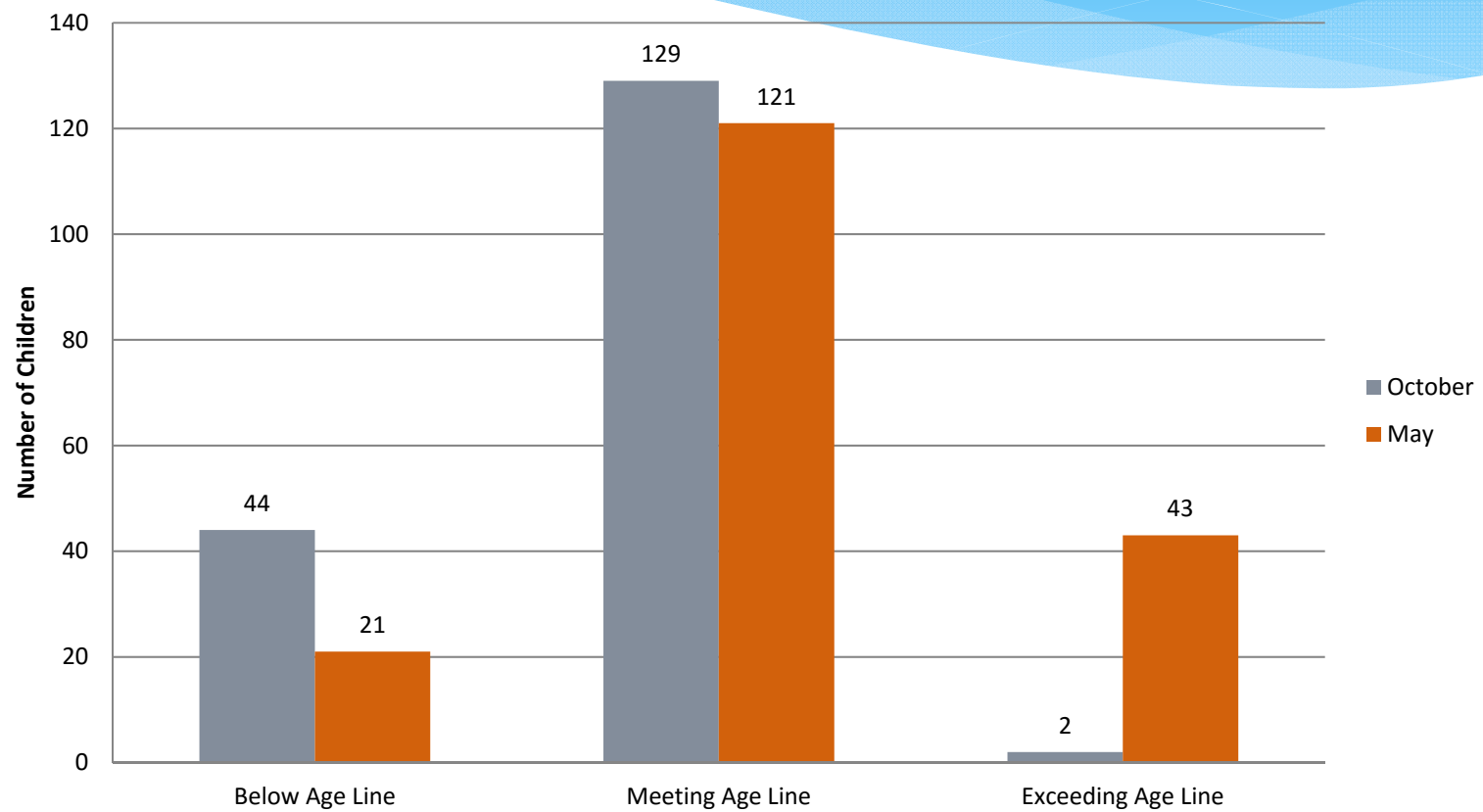


Language



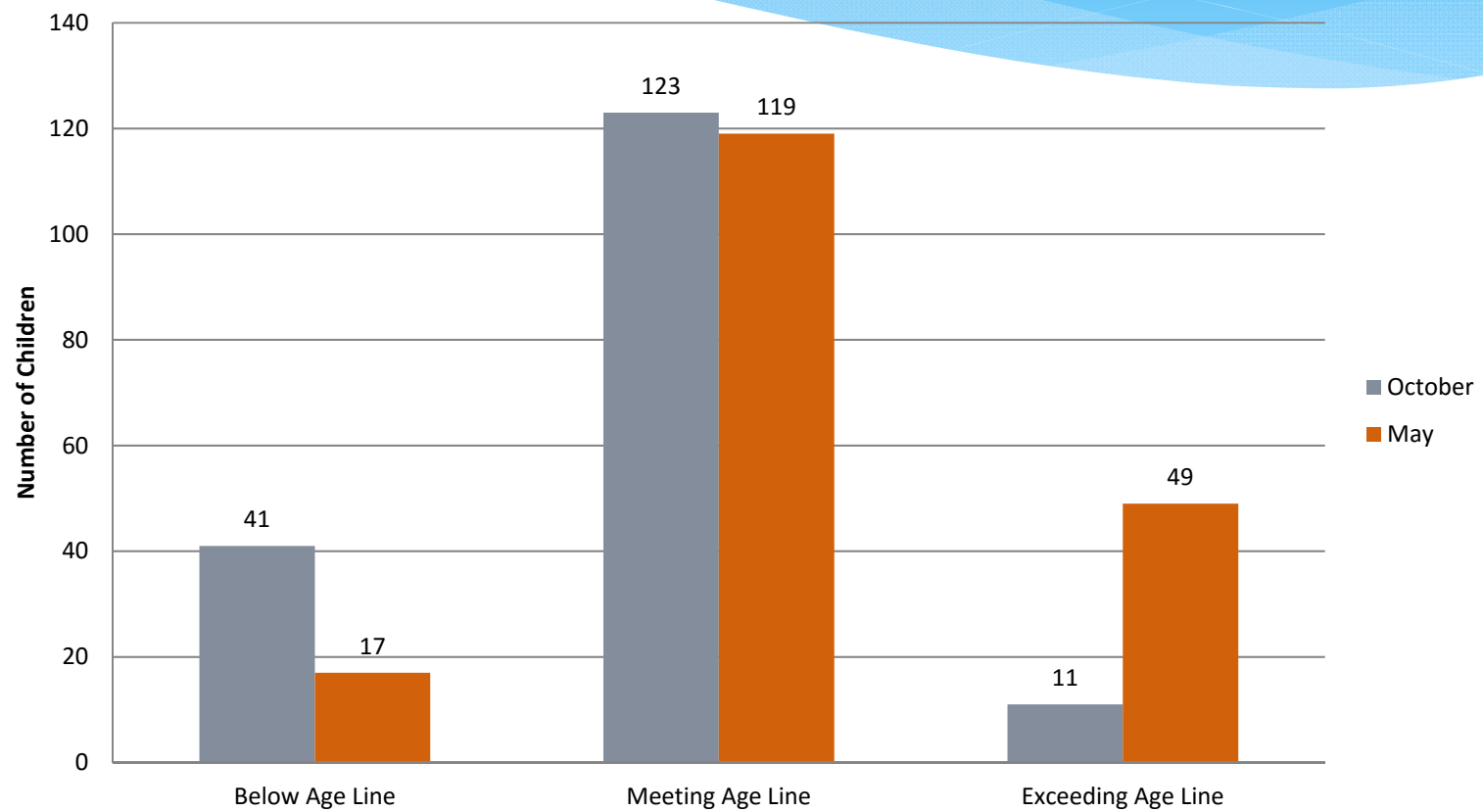
Cognitive

Cognitive



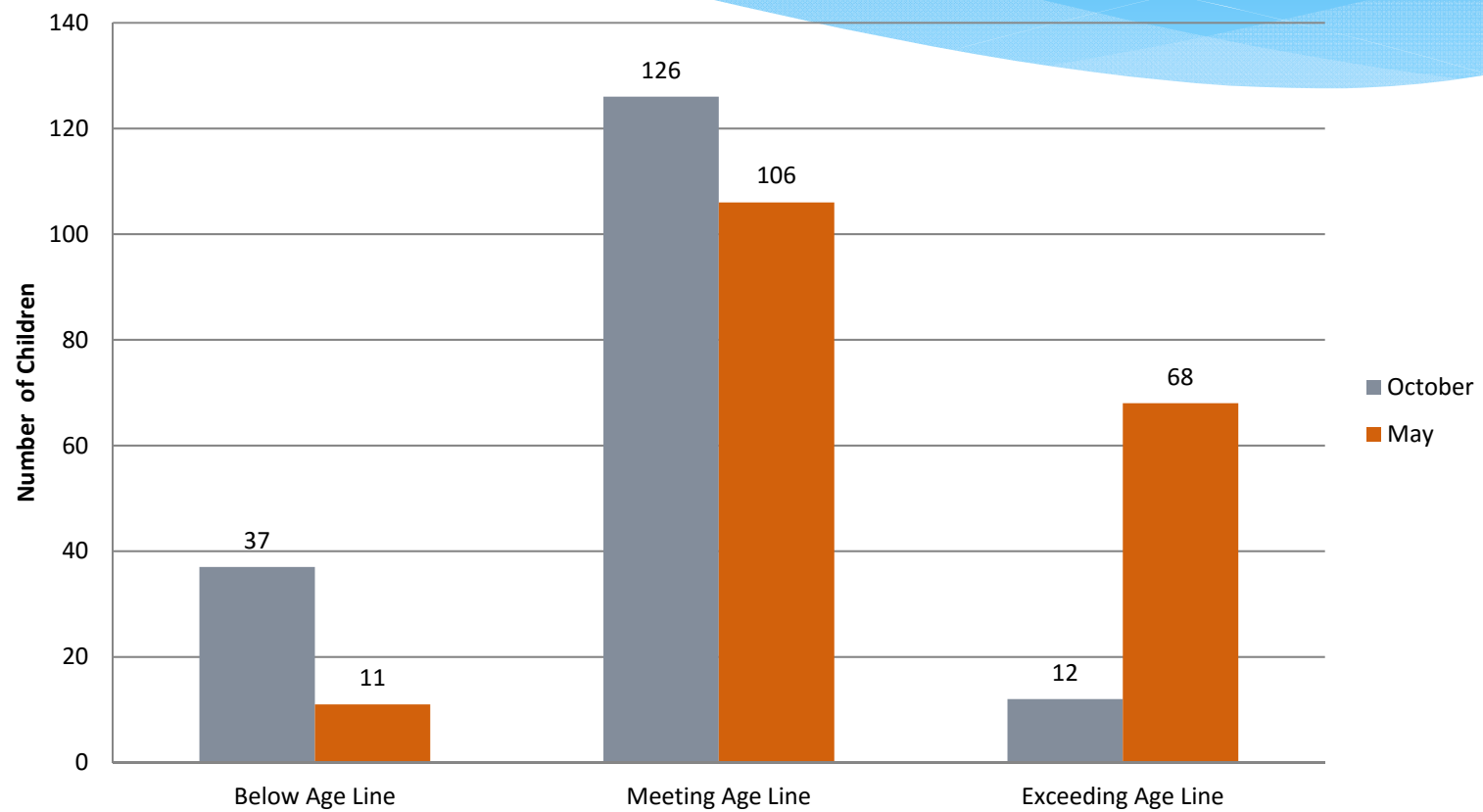
Literacy

Literacy



Mathematics

Mathematics



Ambrose Preschool Demographics

Full Day 3 -5 Year Olds

- * 4 blended age classrooms (20 children per room)
 - * 15 spaces reserved for Head Start
 - * 7 children with ECSE needs plus 1 referral
 - * 11 children of mixed race, ethnicity, nationality (14%)
 - * 2 Head Start openings (4 year olds)
 - * 1 non-Head Start opening (4 year old)
 - * 36 females
 - * 41 males
 - * Cost: \$913 month

Ambrose Preschool Demographics

Full Day 2 Year Olds

- * 2 classrooms (13 children per room)
 - * 0 children with ECSE needs – 1 possible referral
 - * 0 children of mixed race, ethnicity, nationality
 - * 1 opening – hoping for a girl!
 - * 8 females
 - * 17 males
 - * Cost: \$1,155 month

Ambrose Preschool Demographics

Half Day 3 -5 Year Olds

- ❖ **3-5 year old team taught sections**
 - ❖ 18 children per room
 - ❖ 5 Sections (3 Am & 2 PM)
 - ❖ 12 general education spaces
 - ❖ Team taught with general education & special education teachers
 - ❖ AM Enrolled: 26 PM Enrolled: 9
 - ❖ General Education Openings : AM –10 PM – 15
- ❖ **1 Afternoon Special Ed Section (12 children per room)**
 - ❖ Taught by special education teacher / no general education teacher
 - ❖ 6 general education / 6 special education
 - ❖ Openings for fall : 6 general education children

Cost: \$300 month (general education) \$0.00 month (special education)

Current Funding Sources

- ✓ Family Based Tuition
- ✓ Division of Social Service Child Care Subsidies
- ✓ Head Start reimbursements
- ✓ State Child Care Block Grants
- ✓ Foundation Grants
- ✓ SSD reimbursement
- ✓ In-Kind support - WGSD

Changes in Funding

Before	Current
<ul style="list-style-type: none">▪ 2000-2010 MPP Grant \$110,000	<ul style="list-style-type: none">▪ 2015 MPP Grant \$25,500 (ended in 2015)
<ul style="list-style-type: none">▪ Administrator Salary – paid through WGSD	<ul style="list-style-type: none">▪ 2015-2018 Administrator Salary – paid through WAFC
<ul style="list-style-type: none">▪ 2001 – 2013 bi-annual tuition increases	<ul style="list-style-type: none">▪ 2013-2016 no tuition increases
<ul style="list-style-type: none">▪ Blended funding allowed – DSS, Parent co-pays, Head Start & tuition	<ul style="list-style-type: none">▪ No longer able to blend funding & core hours began in Head Start / DSS
<ul style="list-style-type: none">▪ Parents must work or attend school full time to qualify for assistance (Head Start)	<ul style="list-style-type: none">▪ Beginning 2017 parents are no longer required to work or attend school

Financial Impact - Head Start

- * Full Pay Tuition \$9130/ yr per child
- * Head Start pays @ \$5,000/ yr per child
- * Parent Co-pay is @ \$500/ yr per child
- * Loss of \$3,630/yr per child
- * $\$3,630 \times 15 \text{ children} = \$54,450 \text{ annual loss}$

Parent Monthly Fee Menu:

\$50.00	8:30 – 3:30
\$150.00	7:00 – 6:00 (with DSS copay)
\$300.00	7:00 – 6:00 (no DSS)

Financial Impact - SSD

SSD 36 – 44 children @ \$300 month = \$10,800 - \$13,200

- \$10,800 x 10 payments = \$108,000 annual
- \$13,200 x 10 payments = \$132,000 annual
- Reimbursement from SSD \$23,000 – \$25,000

Future Challenges

- * How might we serve children who have the fewest resources and the least exposure to preschool learning opportunities and stay financially viable?
- * How might we maintain team taught classrooms that serve children with special rights when afternoon spaces are not desired by preschool families?
- * How might we serve families who need full time care and their child needs special education services?
- * How might we equitably compensate staff?

Adventure Club

Brittany Koke
Program Coordinator

Webster Groves School District



2017/2018 School Year Enrollment

- ❖ Avery Elementary currently has 119 students enrolled.
- ❖ Elementary currently has 137 students enrolled.
- ❖ Edgar Elementary currently has 100 students enrolled.
- ❖ Clark Elementary currently has 78 students enrolled.
- ❖ Hudson Elementary currently has 46 students enrolled.
- ❖ Steger/Computer School currently has 38 students enrolled.

Staffing Needs

- * Avery – Site Manager, Assistant Site Manager, 6 Educators
- * Bristol – Site Manager, Assistant Site Manager, 9 Educators
- * Clark – Site Manager, 6 Educators
- * Edgar Road – Site Manager, Assistant Site Manager, 5 Educators
- * Hudson – Shared Site Manager, 4 Educators
- * Steger/Computer School – Shared Site Manager, 3 Educators

Space Allocation

- ❖ Bristol Elementary - 137 children. Currently the spaces allotted are the cafeteria, the library, playground, and the gym.
- ❖ Avery Elementary - 119 children. Currently the spaces allotted are the cafeteria, the gym, playground, and sometimes the library.
- ❖ Edgar Road - 100 children. Currently the spaces allotted are the cafeteria, playground, and the gym.



A Goal: Democratic Learning in Adventure Club



Adventure Club Summer Program



Our Future is Nothing without Joy...

... Loris Maliguzzi





Appendix

What Research Tells US

AT-RISK CHILDREN ARE:

- ❖ 25% more likely to drop out of school
- ❖ 40% more likely to become a teen parent
- ❖ 50% more likely to be placed in special education
- ❖ 60% more likely to never attend college
- ❖ 70% more likely to be arrested for a violent crime

First 5: Children and Families Commission

WINDOWS OF OPPORTUNITY

WINDOW	WIRING OPPORTUNITY
Emotional Intelligence	0-4 years
Trust	0-14 months
Impulse Control	1-4 years
Social Development	0-4 years
Attachment	0-12 months
Independence	18 mos-3 years
Cooperation	2-4 years
Thinking Skills	0-4 years
Cause and Effect	0-16 months
Problem Solving	1-4 years
Motor Development	0-2 years
Vision/Auditory	0-2 years
Language Skills	0-4 years
Vocabulary	0-4 years

Dr. Pam Schiller, University of Texas